

Maison

LUXURY  
EUROPEAN STYLE  
OAK FLOOR  
COLLECTIONS



Signature<sup>®</sup>  
signaturetimber

MAISON

# EUROPEAN STYLE TIMBER FLOORS

MAISON OAK features a matt lacquer surface treatment which resembles as close as possible, the look of an oiled oak floor. Lacquer forms a film on the surface sealing the wood pores and providing a protective layer. Six layers of Bona lacquer are applied and separately UV dried.



MODERNE OAK / ASH BLOND 013

## **There is nothing quite so stylish as a natural oak floor.**

Bringing European style oak into your home has never been easier with MAISON parquet timber floors. Multiple layers of engineered timbers are finished with a solid oak top layer.

Each range in the MAISON OAK collection features a unique character to suit every home decor. Incredibly stylish, excellent performance and brilliant value - beautiful oak for your very own home masterpiece.

MAISON OAK ranges:

LIMOGES OAK - *distressed*  
ST GERMAIN OAK - *smoked*  
RUSTIQUE OAK - *rustic*



MODERNE OAK / ASH BLOND 013





ST GERMAIN OAK / WHITE SMOKE 262

Maison  
ST GERMAIN OAK



ST GERMAIN OAK / BITTER CHOC 941

Maison

ST GERMAIN OAK FLOORS

## UNIQUE SMOKED OAK TIMBERS

ST GERMAIN OAK features a traditional smoked timber treatment to achieve an enhanced colour effect that permeates the entirety of the oak layer, unlike a surface treatment which affects only the top layer of the wood. The result is unique, bringing an aged look to a new timber floor.

Each oak plank is individually finished by an artisan craftsman who painstakingly fills knots and some cracks to achieve the signature weathered look, which simply can't be done by machine.





Maison  
ST GERMAIN OAK



ST GERMAIN OAK / LATTE 099



White Smoke 262



Latte 099 unsmoked



Affogato 264 smoked



Espresso 940 smoked



Bitter Choc 941 smoked



## ST GERMAIN OAK FLOORS

# STYLISH AGED OAK TIMBERS

### Plank

Long: 1860mm  
Wide: 190mm  
Thick: 15mm  
Top Layer: 3.50mm

### Features

Smoked aged process  
Brushed surface, pronounced knots & cracks  
Matt lacquer finish  
Tongue & groove locking system  
V-groove 2 sided/long sides



warranty



2 sided



lacquer finish



ST GERMAIN OAK is the perfect foundation to any room.

In today's modern interiors, the largest, most important feature is the floor. Using ST GERMAIN smoked oak planks, your room will lend itself to bold, contemporary furniture as easily as classic, traditional styles.

Inspired by the apartment buildings on the left bank, ST GERMAIN OAK brings the romance of Paris to your home. Select darker tones like Espresso or Bitter Choc for larger spaces and Latte or White Smoke for expansive open plan kitchen and living areas.





Maison  
LIMOGES OAK



LIMOGES OAK / PRALINE 265



Brulee 266



Mousse 939



Praline 265



Chocolat 938



Baiser 099



#### Plank

Long: 1860mm  
Wide: 190mm  
Thick: 15mm  
Top Layer: 3.50mm

#### Features

Brushed surface, pronounced knots & cracks with light wood filler  
Matt lacquer finish  
Tongue & groove locking system  
V-groove 4 sided distressed



warranty



4 sided distressed



lacquer finish



LIMOGES OAK / BRULEE 266


## TIMBER WITH CHARACTER

### LIMOGES OAK FLOORS

LIMOGES OAK features a hand scraped and brushed finish to achieve an even more rustic look, using traditional methods and tools. The result is an aged, character-filled floor that radiates a sense of history.

Each distressed plank is finished with a light wood filler and a stain and scratch resistant matt lacquer, ensuring the floor's performance is significantly enhanced over traditional oiled timber. Each plank has 4 sided distressed v-groove, further enhancing the rustic look.

LIMOGES OAK is available as a floating, tongue and groove floor and can also be installed using the direct stick method, which is suitable for underfloor heating.



LIMOGES OAK / PRALINE 265





Maison

RUSTIQUE OAK FLOORS

## HISTORY IN EVERY OAK FLOOR

RUSTIQUE OAK features popular oak shades with a matt lacquer finish for a traditional, rustic effect.

Each plank has pronounced knots and cracks filled with wood filler and is lightly brushed using traditional methods and tools for an authentic, aged result. You can enjoy the same oak look on your floor that has been used throughout Europe for centuries.



Maison  
RUSTIQUE OAK

RUSTIQUE OAK / DAWN 906

Signature<sup>®</sup>  
signaturetimber





RUSTIQUE OAK / SUEDE 957

Maison  
RUSTIQUE OAK



Brick 958



Maison  
RUSTIQUE OAK

RUSTIQUE OAK / SAFFRON 004



Dawn 906



Saffron 004



Shimmer 956



Toffee 008



Bark 110



Suede 957



#### Plank

Long: 1860mm  
Wide: 190mm  
Thick: 14mm  
Top Layer: 3.00mm

#### Features

Lightly brushed surface,  
pronounced knots & cracks  
with wood filler  
Matt lacquer finish  
Drop Lock Click system  
V-groove 4 sided



warranty



4 sided



lacquer finish



## RUSTIQUE OAK FLOORS

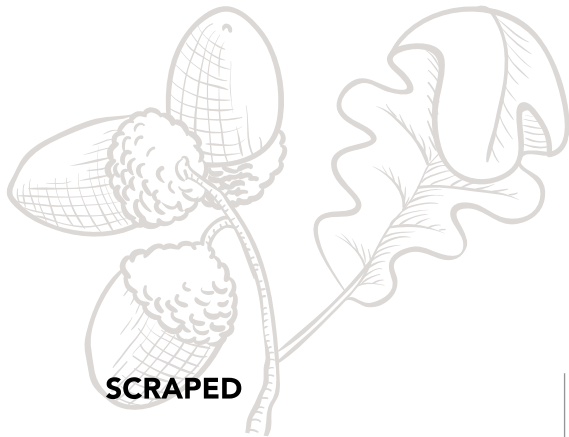
# REAL OAK PARQUET FLOORS

The lightly brushed surface of  
RUSTIQUE OAK planks ensures you will  
feel the natural wood texture underfoot.

As well as being much softer  
than hard ceramics and concrete,  
parquet is also warmer and quieter  
- ideal in the busiest family homes.



# WHAT IS OAK PARQUET?



## SCRAPED

Scraped timber is a more rustic look. The top wood layer is scraped using various wood working tools to create visible lines, for a raw, edgy look.

LIMOGES OAK



## ABOUT OAK

### HARDWOOD TIMBERS

Oak is a very dense, hard and strong wood which has been used for centuries by the Vikings, Europeans and Americans in building, furniture and wine making.

Oak is an ideal flooring timber and can still be seen in use throughout Europe in historical buildings built hundreds of years ago. You can be sure it will perform brilliantly in your home.

### BRUSHED

Using a brush, the natural grain structure is accentuated along the plank. Brushed timber creates a more natural look floor with added character and texture.

PARIS OAK, ST GERMAIN OAK, LIMOGES OAK



### LIGHTLY BRUSHED

A brush is used to add a soft texture to the timber surface for a lightly brushed result. Smooth oak floors have a more refined finish, suitable for modern interiors.

MODERNE OAK, RUSTIQUE OAK



### SMOKED OAK

Oak boards are 'smoked' using a special vapour that reacts to the tannins in the wood. The ageing process darkens wood and brings out the grain pattern.

ST GERMAIN OAK



## PARQUET CONSTRUCTION

### MULTI-LAYERS

**Signature Timbers** feature the premium multi-layer construction method that fixes layers together to form an incredibly strong wood plank. This method is commonly referred to as *engineered timber*, which is a much preferred option to solid timber.

The top layer of hardwood timber is fixed to a solid core and base layer. Using the stability and durability of the core and base layer, an engineered floor is better protected against shrinkage and expansion from changes in climatic conditions.

Referred to as parquet in Europe, engineered timber has many advantages over expensive solid timber which requires significantly more care and maintenance.

#### SOLID TIMBER

- high risk of expansion/contraction
- not suitable for underfloor heating
- expensive
- waste of resource



#### PARQUET ENGINEERED TIMBER

- most dimensionally stable
- ideal for wide planks
- suitable for underfloor heating



### CORES

**High density fibreboard (HDF)** provides excellent dimensional stability and withstands the rapid change in temperature and humidity that exists across Europe and Australia.

**Hevea** is a naturally sourced and renewable wood derived from rubber trees. It is widely accepted as an excellent core material for engineered wood for its stability, mechanical strength and ability to withstand external pressures - such as temperature, moisture and air.

Hevea is used in MAISON OAK.

### V-GROOVE

With the capabilities of today's machining processes, precision shaping of oak planks has brought better aesthetics and more performance benefits.



Sometimes referred to as a bevel, Signature Timbers feature 4 sided V-grooves that highlight and define each plank, or 2 sided V-grooves on the long sides that give the appearance of long lines, visually opening up the room in the direction the floor is laid.



2 sided



4 sided



### KNOTS & CRACKS

Rustic planks feature more knots, grains and cracks.

Craftsmen carefully select knots and cracks to expand and fill with matching or contrasting wood fillers for an aged-look. These natural features are to be enjoyed for the character and charm they bring to an oak floor.

ST GERMAIN OAK, RUSTIQUE OAK, LIMOGES OAK



Step 1



Step 2



Step 3





## STYLISH OAK FLOORS MADE IN FRANCE

PARIS OAK / JOLIE 001

## BENEFITS OF LACQUER



### PROTECTIVE LAYER

Timber floors treated with a lacquered finish are hard, durable and more able to resist scratching. The lacquer bonds to the top of the timber to form a hardened protective layer.



Lacquered floors are easier to clean and require less regular maintenance, however cannot be spot treated. If the floor requires a repair, all of it must be sanded prior to new lacquer being applied.

### ULTIMTEC® LACQUER

PARIS OAK collections feature Ultimtec® soft touch lacquer that echoes the feel of natural timber with the durability and strength of lacquer. With the molecular nanotechnology formula, wear and scratch resistance is dramatically improved.

## SUSTAINABILITY

Oak parquet planks use only a fraction of the valuable hardwood timber species compared to solid planks, making them a sustainable choice in flooring. All Signature Timbers have international certifications and initiatives that promote sustainable forestry management.



La marque de la gestion forestière responsable

PEFC - Program of Endorsement of Forest Certification  
FSC - Forest Stewardship Council  
FLEGT - Forest Law Enforcement, Governance & Trade



### BONA CURE LACQUER

European style oaks from the MAISON collection are honed using traditional methods, yet enjoy the new technology in invisible lacquer coatings that result in precious timber floors that can stand the test of busy families.

Bona cure lacquer is applied in 6 layers, using a roller diagonally to fill the wood pores.

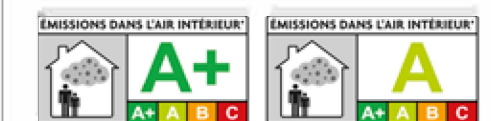
UV is used to dry each layer resulting in a very durable, resistant protective surface.



All Signature Timbers feature a matt lacquer finish.

## AIR QUALITY

OAK DE FRANCE and MAISON OAK timbers comply with the strictest international standards for indoor air quality emissions. You can be assured of your family's health with OAK DE FRANCE A+ and MAISON OAK A ratings according to ISO 16000 international standards.





# INSTALL YOUR OAK FLOOR

## INSTALLATION OPTIONS

### FLOATING

A floating installation is easy and quick with the right preparation. A floating floor is not solidly connected to the sub-floor, and if planks are damaged, they can be replaced relatively easily.

All floating floors need to be installed on top of an underlay as per the installation guidelines. Underlay provides important acoustic insulation to the parquet floor.



### BEST LOC X-TREME®

The Best Loc X-Treme® locking system fixes the side and end of each plank, ensuring a tight, firm fit. This exclusive system features a lifetime performance guarantee.

PARIS OAK



### DROP LOCK CLICK

Drop Lock Click installation system fixes each plank firmly in place quickly and easily.

MODERNE OAK, RUSTIQUE OAK



### TONGUE & GROOVE

The tongue & groove installation system has been the traditional locking system for engineered timber and is also ideal for direct stick application.

ST GERMAIN OAK, LIMOGES OAK

### DIRECT STICK

Oak planks are glued directly to a prepared sub-floor using a quality, flexible timber adhesive.

A direct stick floor is permanently fixed to the sub-floor and produces less noise than a floating floor and has the feel and sound of a solid timber floor.

With any timber floor, (floating or direct stick), sub-floor preparation may be required on uneven slabs. It is important that a direct stick floor not be walked on until the adhesive has properly set, as this will result in the floor not properly bonding to the sub-floor.

A direct stick floor must be installed by an experienced, licenced timber installer with quality adhesive to ensure a successful installation to ensure your new floor warranty.

Suitable for underfloor heating and large areas.



### IMPORTANT

Signature Timber floors are made from natural wood and are best suited for installation in temperature controlled environments.

# CARE FOR YOUR FLOOR

## CARE & MAINTENANCE

### BASIC FLOOR CARE


- 1 Start a regular cleaning and maintenance program immediately after installation.
- 2 Sweep floor regularly with a soft broom or vacuum cleaner to remove dirt, dust and grit.
- 3 Wipe spills immediately with a dry clean cloth.
- 4 Always add recommended, specially designed cleaning aids to water to prevent the floor from becoming dull. *(refer to detailed cleaning & care instructions, see also [www.signaturefloors.com.au](http://www.signaturefloors.com.au))*
- 5 Never use all-purpose cleaning products or homemade cleaning solutions, especially those that contain vinegar and methylated spirits, as these can be extremely harmful to timber coatings.
- 6 Avoid sharp toys and objects on the floor.
- 7 Use felt protectors on furniture legs and avoid direct contact with castors.
- 8 Place a protective dish under flowerpots.
- 9 Use entrance mats and rugs to protect your floor.

### LACQUER FINISH




Avoid maintenance products that contain wax. These will form an unwanted film on the floor. To keep the shine of your floor, follow your regular treatment program. More tips, refer to the Signature Timber Care & Maintenance documents at: [www.signaturefloors.com.au](http://www.signaturefloors.com.au)

**NOTE** It is important to avoid exposure to standing water on your timber floor. Always wring out cleaning cloths or mops and **never use steam mops** which may harm the floor.







Signature Floorcoverings Pty Ltd  
AU 03 9401 0888 NZ 0800 150 555  
PO Box 1122, Epping 3076 Victoria Australia  
13 Wurundjeri Drive, Epping 3076 Victoria Australia  
[signaturefloors.com.au](http://signaturefloors.com.au)  
[signaturefloors.co.nz](http://signaturefloors.co.nz)



**Terms & conditions:** Specifications are subject to manufacturing tolerances and may be changed without prior notice. Timber may vary in colour from sample and between production lots. All product purchases are subject to Signature Floorcoverings Standard Terms & Conditions of Sale. Please refer to our Installation Guideline, Maintenance Manual and Warranty Document for further clarification.

**Australia:** As per Competition & Consumer Act (CCA): *"Our goods come with guarantees that cannot be excluded under the Australian Consumer Law. You are entitled to a replacement or refund for a major failure and compensation for any other reasonably foreseeable loss or damage. You are also entitled to have the goods repaired or replaced if the goods fail to be of acceptable quality and the failure does not amount to a major failure."*

**New Zealand:** The warranties listed in this document are in addition to any rights you have under the Consumer Guarantees Act 1993. Nothing contained in these warranties exclude, restrict, modify or affect the application of and condition, guarantee, right of remedy provided by New Zealand Consumer Laws.

**See detailed installation guidelines & warranty info online.** Colours and designs in this brochure might vary from real product due to printing techniques.

**05/2018©**