

the abode **collection**



ABODE WIDE BOARD
Design Featured: Vardo Oak

abode

 **Choices**
Flooring

The floor you've been searching for

choicesflooring.com.au



abode

- 4 BEFORE YOU BUY
- 6 ABODE CARE & MAINTENANCE GUIDE
- 10 ABODE ALPHA
- 14 ABODE CLASSIC
- 18 ABODE WIDE BOARD
- 23 KEY FEATURES
- 25 GUARANTEES & WARRANTIES

rigid choices

why choose abode?

Often referred to as rigid flooring or hybrid flooring, Abode is an evolution in hard flooring which has the visual appearance of timber, yet combines the best attributes of laminate and luxury vinyl.

Abode can be installed on virtually any surface, including wet areas such as kitchens, bathrooms and laundries. This product is quick and easy to install, with minimal to no subfloor preparation.

Abode is exceptionally resistance to scuffs, scratches and stains, making it a perfect choice for those with busy households as it provides style and durability for everyday living.

before you buy

Throughout this brochure you may notice a colour variation between the room and swatch images. Both are the best possible representation of that product within two different photographic environments. It is important to keep in mind that there are a number of variances in addition to lighting that may affect the way your hard flooring looks. This can include paint colour on walls, furniture and décor items that can alter the appearance of your floors.

HOW LIGHTING AFFECTS THE LOOK OF YOUR FLOOR

Flooring is one of the biggest surface areas in your home and a key design element to any interior. When selecting your hard flooring, colour plays just as much of an important role as price, style and quality.

It is important to take into consideration how your selected hard flooring may look once it is installed in your home as the lighting in the room will have a significant impact on the way the colour is perceived.


For example, hard flooring that is laid in a room that receives little to no natural light will appear drastically different to a room that has a lot of natural light coming in. It will also appear different as the light changes throughout the day and transitions from morning to night.

THE EFFECTS OF ARTIFICIAL LIGHTING

Natural sunlight is not the only lighting that has an impact on the colour of your hard flooring; the type of light fixtures you have in the room will also play a part in how the hard flooring will look in your room.

Indirect lighting, such as a wall bracket aims light toward ceilings or walls, whereas a lampshade or floor lamp has a wider spread of light, therefore the light displayed will rebound against walls and floor.

For the best representation, we recommend going into your local Choices Flooring store and request to take a sample of your desired colour home. In addition, take a sample that is a shade darker so you can compare the two shades in both natural and artificial light at various times throughout the day to ensure you are happy with the true colour of the product within your room.



The actual swatch appears most like the mid to dark sections of the room image.



Depending on the sheen and texture of the product, under natural light your flooring can appear drastically lighter.



Wall colour and furniture can appear to change the tone of your flooring due to colour reflection.

For more information, visit [choicesflooring.com.au](https://www.choicesflooring.com.au) or speak with your sales consultant at your local Choices Flooring store.

abode

CARE & MAINTENANCE GUIDE

Abode has been designed with low maintenance in mind, allowing you to spend more time doing the things you love. A key benefit of Abode flooring is how easy it is to clean, and with little maintenance, you can extend the life of your floor for years to come. The nature of the maintenance will depend on the amount and type of traffic in your home. A typical maintenance program for a standard home would be as follows:

INITIAL TREATMENT

Maintain a temperature controlled environment between 18°C – 28°C and do not wash your new floor for at least 24 hours after installation. Sweep with a broom or vacuum to remove any grit and dirt. This will avoid scratching your floor prior to implementing the recommended maintenance schedule.

WEEKLY CARE

Sweep daily or as often as required with a broom or vacuum to remove any grit or dirt. At least twice a month, mop the entire floor with a pH neutral cleaning product. The minimum amount of water/liquid should be used to prevent moisture from penetrating into joins. Check with your Choices Flooring sales consultant which cleaning product is most appropriate for your floor.

REMOVING SCUFF MARKS

Scuff marks on surface areas are usually caused by dragging heavy items such as furniture or sliding shoes across the floor. These can be just wiped away with a damp cloth. If you are having difficulties removing scuff marks, add some eucalyptus oil to a damp cloth and wipe scuff marks to remove any residue.

For more information regarding the care & maintenance of Abode, visit [choicesflooring.com.au](https://www.choicesflooring.com.au)





ABODE WIDE BOARD
Design Featured: Boden Oak

abode

The next evolution in flooring.

Boasting stunning timber designs that provide the flexibility to be installed throughout all areas of your home, embrace the next evolution in flooring with the Abode collection.

featured brands

abode
alpha

abode
classic


abode
wide board



Discover the new benchmark in flooring with Abode Alpha. From modern grey hues to classic oaks, Abode Alpha has it all – style, durability and budget friendly, making it a great option for any home.



ABODE ALPHA
Design Featured: Waverley Oak



ABODE ALPHA
Design Featured: Kinglake Oak

CURRENT COLLECTION



Caldwell Oak

Kinglake Oak

Tarkine Oak


Tongrass Oak

Wandella Oak

Waverley Oak

Please Note: Swatch colour and room image can differ due to light conditions. Please refer to page 4.

HOW IT'S MADE



① Surface protection

Surface protection system uses PU technology to provide a hygienic and durable finish.

② Clear PVC embossed wear layer

Provides superior protection from everyday wear and tear.

③ High definition photographic layer

Showcasing the unique design of each product; handcrafted for one of a kind beautiful floors.

④ Core

The binder in the core is composed of 100% PVC (no wood floor) to ensure stronger, more stable core for installation over most existing hard floors without the worry of exposing subfloor imperfections.

⑤ 2G Locking mechanism

Using a single action installation method, the 2G mechanism allows the installer to quickly click and lock planks together.

⑥ Acoustic backing

Pre-attached acoustic foam backing makes it quieter to walk on than laminate floors and reduces noise transfer to rooms below.

SPECIFICATIONS

Board dimensions: 1,520mm x 228mm

Pieces per carton: 6

Area per carton: 2.079m²

Wear layer: 0.5mm

Surface: PU (Polyurethane)

Slip resistance: P3

Thickness: 5.5mm

Abode Alpha is an exceptional, solid-core plank designed to withstand up to 50° heat without lifting or warping. You can rest assured it will perform brilliantly in your home throughout the hottest summers.




ABODE ALPHA
Design Featured: Tongrass Oak



Abode Classic provides a timeless foundation for all areas of your home. Thanks to its innovative construction, Abode Classic flooring is 100% sunproof and waterproof.




ABODE CLASSIC
Design Featured: Tablelands Spotted Gum



ABODE CLASSIC
Design Featured: NSW Blackbutt

CURRENT COLLECTION



NSW Blackbutt

NSW Spotted Gum

QLD Blackbutt

QLD Spotted Gum

Tablelands Spotted Gum

Please Note: Swatch colour and room image can differ due to light conditions. Please refer to page 4.

HOW IT'S MADE



① Multi-layer Quartz enhanced PUR coating
Exceptional resistance to heavy foot traffic, indents, scratches and scuffs.

② Stunning photographic layer
Super sharp images of the finest timber species for genuine timber appearance.

③ New extra dense rigid solid core
Free of harmful content, waterproof, extra stable and sound absorbent.

④ Locking system
For easy installation.

⑤ 1.5mm acoustic underlay
For ultra comfortable noise free use.

SPECIFICATIONS

Board dimensions: 1,813mm x 176mm

Pieces per carton: 7

Area per carton: 2.23m²

Wear layer: 0.55mm

Surface:

Multi-layer Quartz enhanced PUR coating

Slip Resistance: P3

Thickness: 5.5mm

With a limestone core at the heart of its construction, Abode Classic flooring can be installed on virtually any surface with minimal to no subfloor preparation.





Combining timeless oak designs with chic wide boards, Abode Wide Board flooring provides a seamless transition in open plan spaces.



ABODE WIDE BOARD
Design Featured: Floro Oak



ABODE WIDE BOARD
Design Featured: Lulea Oak

CURRENT COLLECTION



Boden Oak

Floro Oak

Lulea Oak

Malmo Oak

Tromso Oak

Vardo Oak

Please Note: Swatch colour and room image can differ due to light conditions. Please refer to page 4.

HOW IT'S MADE



① Multi-layer Quartz enhanced PUR coating
Exceptional resistance to heavy foot traffic, indents, scratches and scuffs.

② Deep structured decorative layer
The look and feel of premium hardwood timber.

③ New extra dense rigid solid core
Free of harmful content, waterproof, extra stable and extra sound absorbent.

④ Locking system
For easy installation.

⑤ 1.5mm acoustic underlay
For ultra comfortable noise free use.

SPECIFICATIONS

Board dimensions: 1,813mm x 223mm

Pieces per carton: 6

Area per carton: 2.43m²

Wear layer: 0.55mm

Surface:

Multi-layer Quartz enhanced PUR coating

Slip Resistance: P3

Thickness: 5.5mm

Abode Wide Board is an even wider, solid-core plank designed to withstand up to 50° heat without lifting or warping. You can rest assured it will perform brilliantly in your home throughout the hottest summers.



ABODE WIDE BOARD
Design Featured: Boden Oak



ABODE CLASSIC
Design Featured: Tablelands Spotted Gum

KEY FEATURES

	Abode Alpha	Abode Classic	Abode Wide Board
Allergy Friendly	✓	✓	✓
Anti-Slip	✓	✓	✓
Bathroom Friendly	✓	✓	✓
Colour Fastness to Artificial Light			
Durable	✓	✓	✓
Easy Cleaning	✓	✓	✓
Eco-friendly			✓
Exclusive to Choices Flooring	✓	✓	✓
Family Friendly	✓	✓	✓
Hard Wearing	✓	✓	✓
Laundry Friendly	✓	✓	✓
Low Maintenance	✓	✓	✓
Natural Fibre			
Pet Friendly	✓	✓	✓
Quiet Underfoot	✓	✓	✓
Rental Friendly	✓	✓	✓
Sound Absorption	✓	✓	✓
Stain Resistance	✓	✓	✓
Underfloor Heating Suitability	✓	✓	✓
Water Resistance	✓	✓	✓



ABODE CLASSIC
Design Featured: QLD Blackbutt

IF YOUR ABODE FLOORING FAILS TO PERFORM

Your selected Abode flooring will be covered
by one or more of the below warranties.

Lifetime Manufacturing Defect Guarantee

Lifetime & 25 Year Residential Wear Warranty

15 & 10 Year Commercial Wear Warranty

Please check with your Choices Flooring consultant in regards to which warranty or guarantee
information is applicable to your selected Abode flooring, or for more information visit
choicesflooring.com.au





*Warranties and guarantees are provided by the manufacturer and are in addition to other rights and remedies of the consumer under a law in relation to the goods. Our goods come with guarantees that cannot be excluded under the Australian Consumer Law. You are entitled to a replacement or refund for a major failure and compensation for any other reasonably foreseeable loss or damage. You're also entitled to have the goods repaired or replaced if goods fail to be acceptable quality and the failure does not amount to a major failure. Actual colour samples shown in this brochure may vary due to the printing process. View a true representation of the range at your local Choices Flooring store. All information is correct at the time of printing (January 2019).

Join our online community




The floor you've been searching for

choicesflooring.com.au

